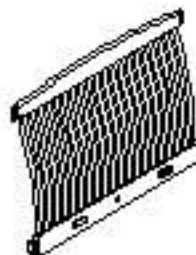
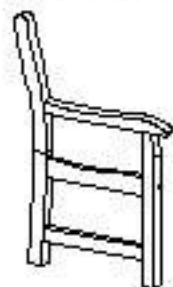


WAVE BENCH 4' 2004 - 13218

PARTS LIST :

A. CHAIR LEG 2 PCS B. CHAIR BACKREST 1 PC C. CHAIR SEAT 1 PC



HARDWARE :

D. WOODEN DOWELS

12 PCS

E. SCREW

2 PCS



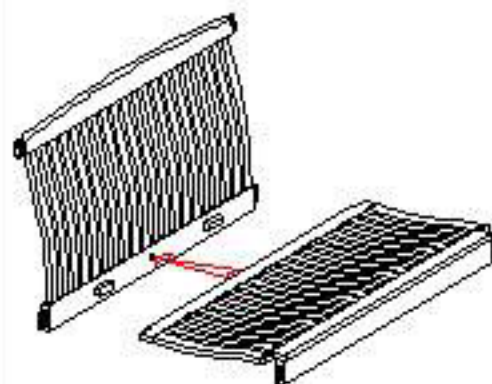
TOOLS REQUIRED :

F. PHILLIPS SCREWDRIVER (NOT INCLUDED)

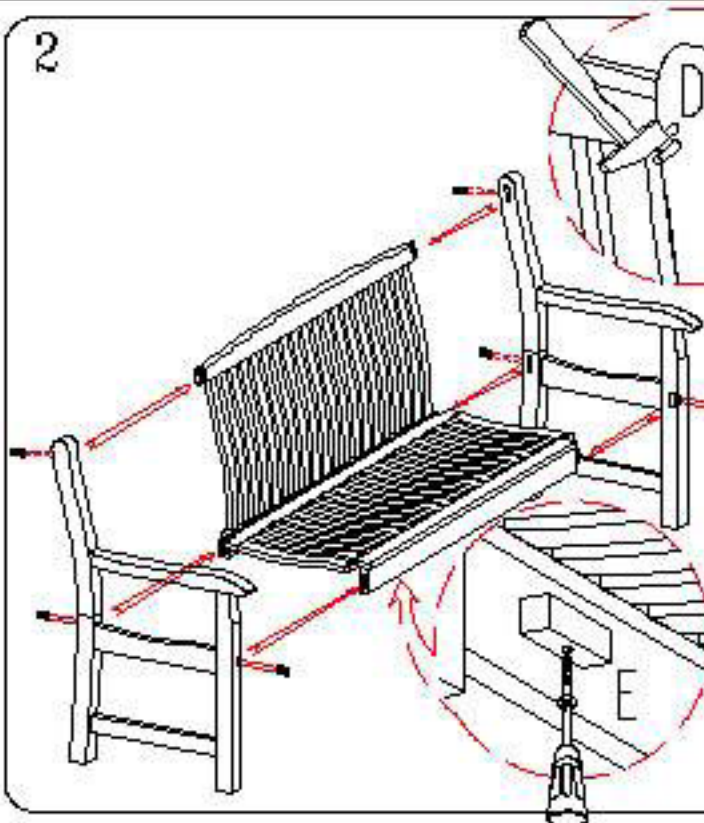


NOTE : Use a soft mallet hammer (not included) to prevent marking or denting wood when inserting wood dowels. Do not use excessive force to insert dowels. After inserting wood dowels, minimal sanding may be necessary to make dowel ends flush with surface.

1



2



3

