

# 12160 - CRAFTSMAN ARMCHAIR

## PART LIST:

A. BACK FRAME 1 PC



C. SEATREST FRAME 1 PC



D. SIDE FRAME 2 PCS



## HARDWARE:

E. ALLEN HEAD BOLT 2 PCS

F. ALLEN HEAD BOLT 2 PCS

G. ALLEN KEY 1 PC

H. WOODEN DOWEL 12 PCS

I. WOODEN SCREW 2 PCS

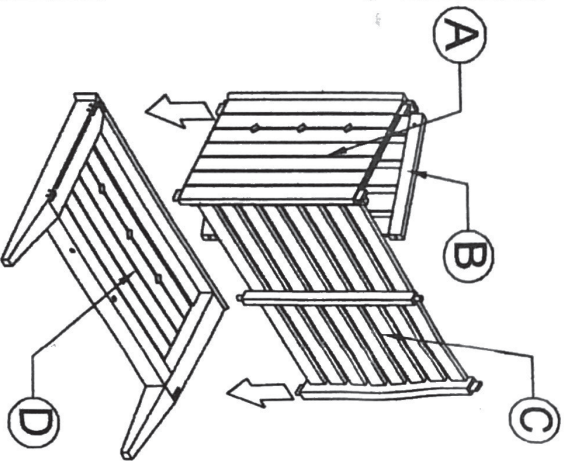


NOTE: Use a soft mallet hammer (not included) to prevent marking or denting wood when inserting wood dowels. Do not use excessive force to insert dowels. After inserting wood dowels, minimal sanding may be necessary to make dowel ends flush with surface.


B. BACKREST FRAME 1 PC



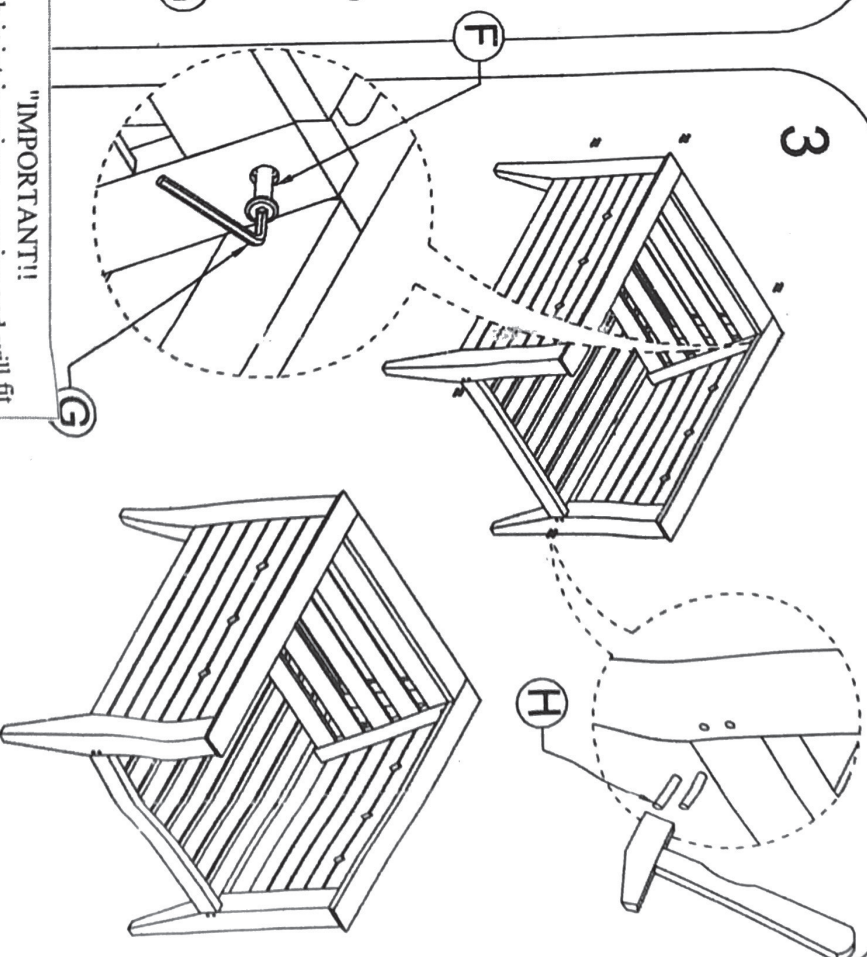
1



2



3



## "IMPORTANT!!"

Each joint is unique, precise and will fit flush. You must match the white numbered labels with the corresponding number on opposite piece. Put all pieces together first to assure that all the joints fit flush then tap in the wooden dowels."